



## ETF FACTS

### Ninepoint Alternative Credit Opportunities Fund – ETF Series Units

NACO

May 9, 2023

Manager: Ninepoint Partners LP

This document contains key information you should know about Ninepoint Alternative Credit Opportunities Fund (“Fund”) ETF Series units. You can find more details in the Fund’s simplified prospectus. Ask your representative for a copy, contact Ninepoint Partners LP at 1-866-299-9906 or invest@ninepoint.com, or visit [www.ninepoint.com](http://www.ninepoint.com).

**Before you invest in any fund, consider how the fund would work with your other investments and your tolerance for risk.**

This Fund is an alternative mutual fund. It has the ability to invest in asset classes or use investment strategies that are not permitted for conventional mutual funds. The specific strategies that differentiate the Fund from conventional mutual funds include the increased use of derivatives for hedging and non-hedging purposes; increased ability to sell securities short; and the ability to borrow cash for investment purposes. These strategies will be used in accordance with the Fund’s investment objective and strategy however, during certain market conditions they may accelerate the risk of loss or a decrease in the value of your investment.

#### QUICK FACTS

<b>Date series started:</b>	May 11, 2021	<b>Fund Manager:</b>	Ninepoint Partners LP
<b>Total value of the Fund on March 31, 2023:</b>	\$109.17 million	<b>Portfolio Manager:</b>	Ninepoint Partners LP
<b>Management expense ratio (MER):</b>	1.18%	<b>Distributions:</b>	Monthly and annually in December (if any)
	1.18%, before performance fee		

#### Trading information (12 months ending March 31, 2023)

<b>Ticker symbol:</b>	NACO	<b>Average daily volume:</b>	9,629.66
<b>Exchange:</b>	Cboe Canada	<b>Number of days traded:</b>	250
<b>Currency:</b>	Canadian dollars		

#### Pricing Information (12 months ending March 31, 2023)

<b>Market price:</b>	16.48-18.76	<b>Average bid-ask spread:</b>	1.18%
<b>Net asset value (NAV):</b>	16.5404-18.6406		

#### WHAT DOES THE FUND INVEST IN?

The Fund seeks to generate long-term total returns by investing in a diversity of Canadian, U.S. and international fixed income securities for short-term and long-term gain. The Fund has no geographic, industry sector, asset class or market capitalization restrictions.

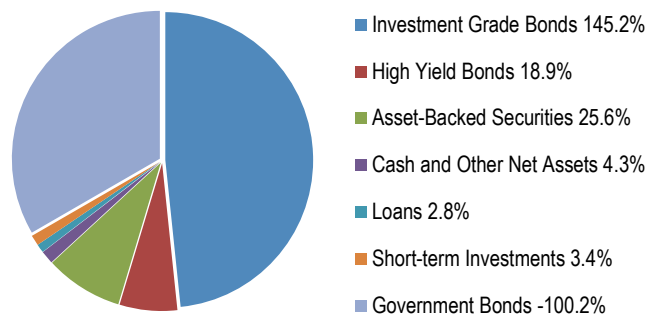
The Fund will use leverage. The leverage will be created through cash borrowings, short sales and derivative contracts. The Fund must not employ leverage that exceeds 300% of the Fund’s net asset value.

The charts below give a snapshot of the Fund’s investments on March 31, 2023. The Fund’s investments will change.

#### Top 10 Investments (March 31, 2023)

1. National Bank of Canada, 5.426%, Aug 16, 2032	5.0%
2. Canadian Western Bank, 3.668%, Jun 11, 2029	3.9%
3. Great-West Lifeco Inc., 3.600%, Dec 31, 2081	3.9%
4. Toronto-Dominion Bank, 3.060%, Jan 26, 2032	3.6%
5. Bank of Nova Scotia, 3.700%, Jul 27, 2081	3.5%
6. Royal Bank of Canada, 1.670%, Jan 28, 2033	3.4%
7. Barclays PLC, 2.166%, Jun 23, 2027	3.2%
8. Empire Life Insurance Co, 2.024%, Sep 24, 2031	3.2%
9. Athene Global Funding, 2.470%, Jun 9, 2028	3.2%
10. Inter Pipeline Limited, 4.232%, Jun 1, 2027	3.1%
<b>Total Percentage of top 10 investments</b>	<b>35.9%</b>
<b>Total number of investments</b>	<b>158</b>

#### Investment Mix (March 31, 2023)



#### HOW RISKY IS IT?

The value of the Fund can go down as well as up. You could lose money.

One way to gauge risk is to look at how much a fund’s returns change over time. This is called “volatility.”

In general, funds with higher volatility will have returns that change more over time. They typically have a greater chance of losing money and may

#### RISK RATING

Ninepoint Partners LP has rated the volatility of this Fund as **low to medium**.

This rating is based on how much the Fund’s returns have changed from year to year. It doesn’t tell you how volatile the Fund will be in the future. The rating can change over time. A fund with a low risk rating can still lose money.



**Ninepoint Alternative Credit Opportunities Fund – ETF Series Units**

have a greater chance of higher returns. Funds with lower volatility tend to have returns that change less over time. They typically have lower returns and may have a lower chance of losing money.



For more information about the risk rating and specific risks that can affect the Fund's returns, see "What Are the Risks of Investing in the Fund?" section of the Fund's simplified prospectus.

**NO GUARANTEES**

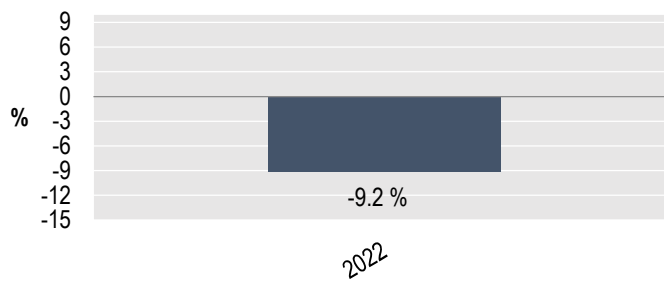
Like most mutual funds, this Fund does not have any guarantees. You may not get back the amount of money you invest.

**HOW HAS THE FUND PERFORMED?**

This section tells you how the ETF Series units of the Fund have performed in the past calendar year, with returns calculated using the Fund's net asset value (NAV). Returns are after fund expenses have been deducted. These expenses reduce the Fund's returns.

**Year-by-year returns**

This chart shows how the ETF Series units of the Fund performed in the past calendar year. The Fund dropped in value in the past calendar year. The range of returns and change from year to year and can help you assess how risky the Fund has been in the past. It does not tell you how the Fund will perform in the future.



**Best and worst 3-month returns**

This table shows the best and worst returns for the ETF Series units of the Fund in a 3-month period over the past calendar year and to March 31, 2023. The best and worst 3-month returns could be higher or lower in the future. Consider how much of a loss you could afford to take in a short period of time.

	Return	3 months ending	If you invested \$1,000 at the beginning of the period
<b>Best return</b>	3.96%	January 31, 2023	Your investment would rise to \$1,039.58.
<b>Worst return</b>	-4.57%	April 29, 2022	Your investment would fall to \$954.30.

**Average return**

As at March 31, 2023, a person who invested \$1,000 in Series ETF units of the Fund at its inception would now have \$934.49. This works out to an annual compound return of -3.53%.

## TRADING ETF SERIES

Exchange-traded series hold a basket of investments, like mutual funds, but trade on exchanges like stocks. Here are a few things to keep in mind when trading exchange-traded series:

### Pricing

Exchange-traded series have two sets of prices: market price and net asset value (NAV).

#### Market price

- Exchange-traded series are bought and sold on exchanges at the market price. The market price can change throughout the trading day. Factors like supply, demand, and changes in the value of a Fund's investments can effect the market price.
- You can get price quotes any time during the trading day. Quotes have two parts: **bid** and **ask**.
- The bid is the highest price a buyer is willing to pay if you want to sell your exchange-traded units. The ask is the lowest price a seller is willing to accept if you want to buy exchange traded units. The difference between the two is called the "bid-ask spread".
- In general, a smaller bid-ask spread means the exchange-traded series is more liquid. That means you are more likely to get the price you expect.

#### Net asset value (NAV)

- Like mutual funds, exchange-traded series have a NAV. It is calculated after the close of each trading day and reflects the value of a Fund's investments at that point in time.
- NAV is used to calculate financial information for reporting purposes – like the returns shown in this document.

### Orders


There are two main options for placing trades: market orders and limit orders. A market order lets you buy or sell exchange-traded units at the current market price. A limit order lets you set the price at which you are willing to buy or sell exchange-traded units.

### Timing

In general, market prices of exchange-traded series can be more volatile around the start and end of the trading day. Consider using a limit order or placing a trade at another time during the trading day.

## WHO IS THIS FUND FOR?

The Fund is suitable for those investors who want exposure to the capital appreciation potential of the Canadian, U.S. and international fixed income markets.

 Don't buy this Fund if you need a steady source of income from your investments.

## A WORD ABOUT TAX

In general, you'll have to pay income tax on any money you make on a fund. How much you pay depends on the tax laws where you live, the type of earnings (i.e., income or capital gains), and whether or not you hold the Fund in a registered plan such as a Registered Retirement Savings Plan or a Tax-Free Savings Account.

Keep in mind that if you hold your Fund in a non-registered account, fund distributions are included in your taxable income, whether you get them in cash or have them reinvested.

## HOW MUCH DOES IT COST?

This section shows the fees and expenses you could pay to buy, own and sell ETF Series units of the Fund. The fees and expenses – including any commissions – can vary among series of a fund and among funds. Higher commissions can influence representatives to recommend one investment over another. Ask about other series, funds and investments that may be suitable for you at a lower cost.

### 1. Brokerage commissions

You may have to pay a commission every time you buy and sell ETF Series units of the Fund. Commissions may vary by brokerage firm. Some brokerage firms may offer commission-free funds or require a minimum purchase amount.

### 2. Fund Expenses

You don't pay these expenses directly. They affect you because they reduce the Fund's returns.

As of December 31, 2022, the Fund's expenses were 1.20% of its value. This equals \$12.00 for every \$1,000 invested.

	Annual Rate (as a % of the Fund's value)
<b>Management expense ratio (MER)</b> This is the total of the Fund's management fee and operating expenses.	1.18%
<b>Trading expense ratio (TER)</b> These are the Fund's trading costs.	0.02%
<b>Fund expenses</b>	1.20%

**Performance Fee**

The Fund pays Ninepoint Partners LP a quarterly performance fee equal to 10% of the amount by which the return in the net asset value of the series from the calendar quarter exceeds the previous high water mark. The high water mark is the greater of (i) the initial net asset value per unit, or (ii) the net asset value per unit at the end of the most recent calendar quarter for which a performance fee was paid after giving effect to all distributions in, and payments of performance fees for, such calendar quarter, and 0.75% for the same period (the “Hurdle Rate”). Notwithstanding the above, if the performance of a particular series of units in any calendar quarter is positive, but below the Hurdle Rate, the high water mark for the subsequent calendar quarter will be adjusted upwards to reflect such increase in the net asset value per unit of that particular series, until such time as a performance fee is paid and the high water mark is reset. If the performance of a particular series of units in any calendar quarter is negative, there will be no adjustment to the high water mark in the subsequent calendar quarter, such that it will remain the same as it was in the prior calendar quarter.

**Trailing commission**

The trailing commission is an ongoing commission. It is paid for as long as you own ETF Series units of the Fund. It is for the services and advice that your representative and their firm provide to you. The ETF Series of the Fund doesn’t have a trailing commission.

**WHAT IF I CHANGE MY MIND?**

Under securities law in some provinces and territories, you have the right to cancel your purchase within 48 hours after you receive confirmation of the purchase.

In some provinces and territories, you also have the right to cancel a purchase or, in some jurisdictions, claim damages, if the simplified prospectus, ETF Facts document or financial statements contain a misrepresentation. You must act within the time limit set by the securities law in your province or territory.

For more information, see the securities law of your province or territory or ask a lawyer.

**FOR MORE INFORMATION**

Contact Ninepoint Partners LP or your representative for a copy of the Fund’s simplified prospectus and other disclosure documents. These documents and the ETF Facts make up the Fund’s legal documents.

Ninepoint Partners LP  
Royal Bank Plaza, South Tower  
200 Bay Street, Suite 2700, P.O. Box 27  
Toronto, Ontario M5J 2J1

Tel: 416-943-6707  
Fax: 416-628-2397  
Email: [invest@ninepoint.com](mailto:invest@ninepoint.com)  
Website: [www.ninepoint.com](http://www.ninepoint.com)  
Toll Free: 1 (866) 299-9906