



# Ninepoint Energy Fund Market View

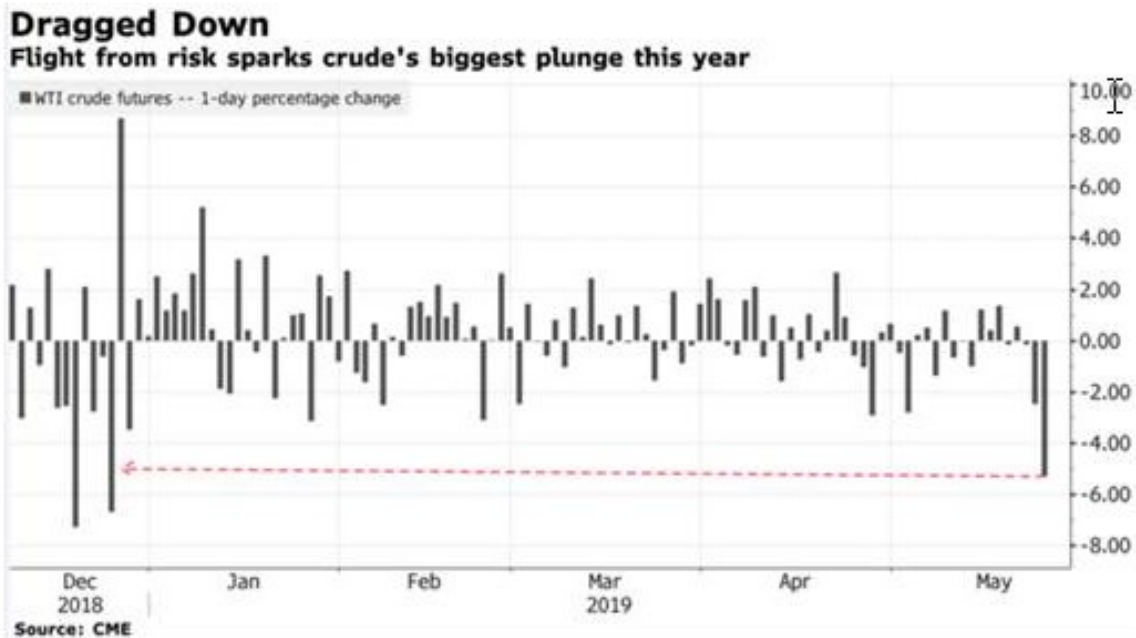
May 23, 2019

Oil is falling by 6% on overnight increases in trade tensions between the US and China and on yesterday's crude build (crude has built in 4 of the past 5 weeks). Today's move reminds us of the technical selloff in November/December 2018 when the net spec length in oil fell by the greatest extent in history that led to several daily moves in the oil price that were well beyond historical norms:

## Investment Team



**Eric Nuttall, CIM**  
Partner, Senior Portfolio  
Manager



Source: CME



Source: Bloomberg

It is clear that today's sell off is quant/algo driven...as soon as oil broke below the 200 day moving average it almost immediately fell to the 100 day moving average. What fundamentally happened for the largest commodity in the world to drop by 4.2% in value just because on a stock chart it breached its 200 day moving average?



Source: Bloomberg

Given today's (and the past month's) sell off we think it is critical to separate the short term noise from the medium term (July) outlook. It is ironic to us that while some respected consultants that we use as recently as last week described the physical oil market as "one of the tightest physical markets since at least 2011" oil has sold off today by the most in 5 months. What gives? Driving the recent surge in negativity are 2 dynamics:

1. Trump's blacklisting of Huawei meaningfully reduced the prospect of a near-term trade deal thereby decreasing the outlook for global GDP by an estimated 0.4% and this in turn is leading to worries of oil demand growth collapsing
2. US crude builds above seasonal norms in recent weeks and the (wrong) implication of weak demand

While difficult to positively spin #1 we can speak to how the US crude builds are distorting the market's view of underlying tightness. Recent US crude builds have been driven not by weak end product demand (gasoline inventories are below the 5 year average) but rather by unplanned refinery outages (0.4-0.5MM Bbl/d...tough to process crude oil into end products when you cannot run your refinery due to a fire and hence the builds in inventories until repair work is completed), short term noise around shipping interruptions in the Houston Channel due to oil spills and fog, and simply bad data (the "adjustment" factor...essentially an accounting plug needed to balance the DOE estimates is off the charts recently accounting for 872,000Bbl/d of unaccounted for oil). Given that US oil production remains constrained by E&P's toeing the line on underspending cashflow and returning capital to shareholders we believe that US crude stocks will begin to draw in the coming weeks and this will meaningfully improve sentiment.

Why are we bullish on WTI for the remainder of the year? We believe that as global refiners come back online (7MM Bbl/d of capacity that will be back online in the next month) that global (and hence US) inventories are about to begin to draw **MEANINGFULLY**. Why meaningfully?

1. OPEC compliance has been excellent with OPEC ex Iran+Venezuela production down 1.1MM Bbl/d since December 2018
2. Iranian exports have fallen to 0.4MM Bbl/d in May from 1.2MM Bbl/d in April on account of US sanctions (India, Iran's second largest customer, announced today that they have stopped importing all Iranian oil)
3. Venezuela has fallen from 1.2MM Bbl/d in Q4'18 to 0.8MM Bbl/d in April and is now in a stalemate between Guaido and Maduro lessening the likelihood of a near-term improvement

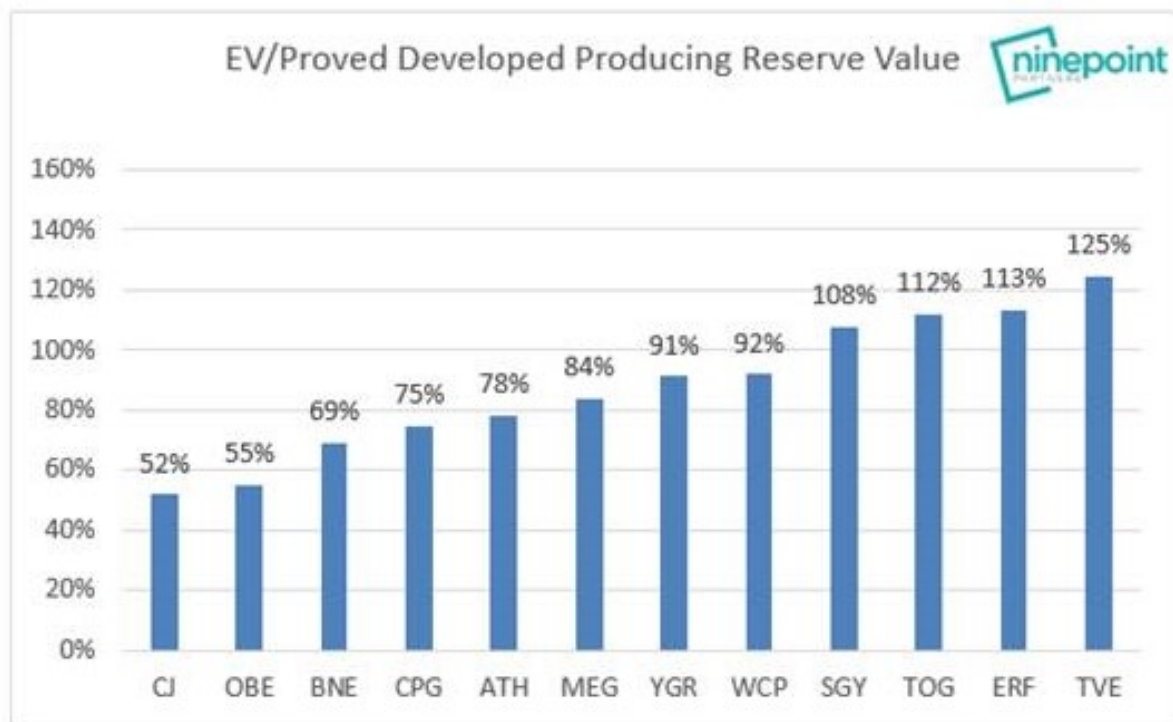
That amounts to a reduction of 2.3MM Bbl/d of supply. Even with a moderation in demand forecasts and US production growth the oil market is on the precipice of highly meaningful inventory draws. We estimate draws of 1.2MM Bbl/d in the coming months and other like Morgan Stanley are calling for Q2/Q3 draws of 0.6/1.1MM Bbl/d and Energy Aspects is calling for Q2/Q3 draws of 1MM/2MM Bbl/d. This would be one of the fastest drawdowns of inventory in history.

Why else are we bullish?

1. The Niger Delta Republic Fighters have ordered foreign oil companies to vacate by May 29th lest they begin bombing onshore/offshore infrastructure threatening some of Nigeria's 1.9MM Bbl/d of production

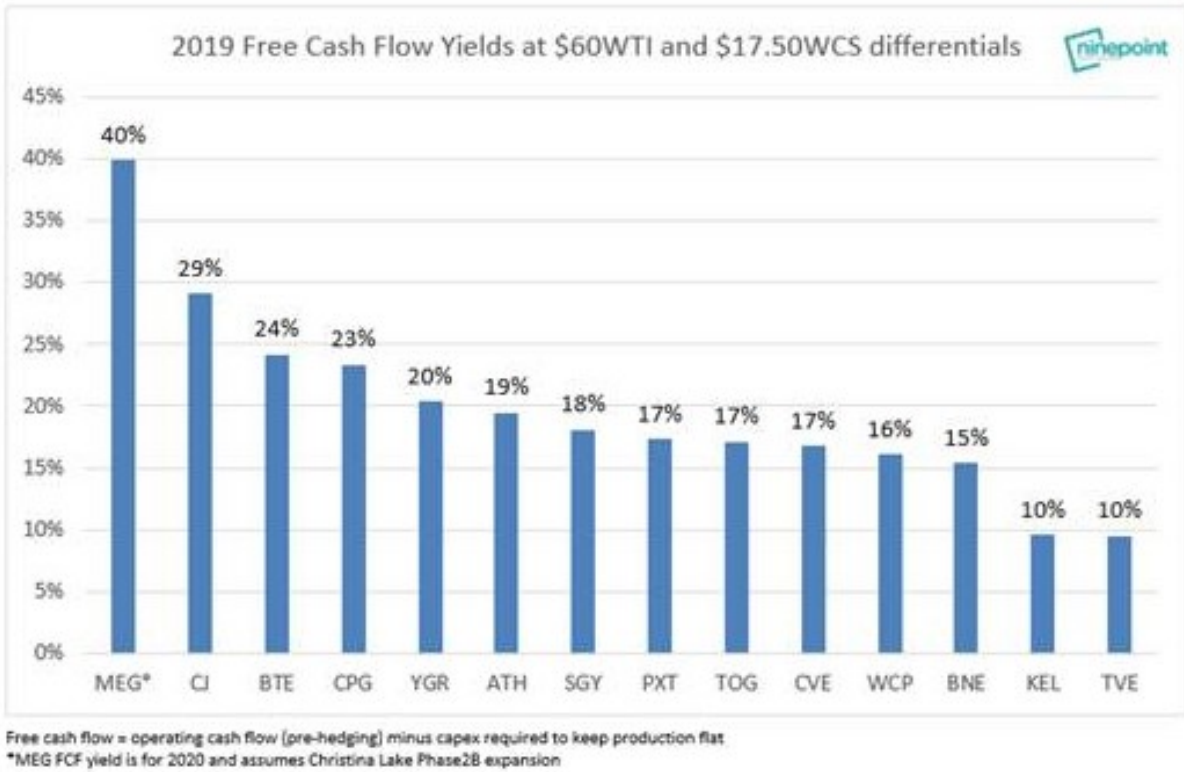
2. Libya remains volatile despite production at near-multi year highs as Haftar advances on the Capital
3. Saudi Arabia still needs over \$70/Brent to remain solvent
4. Iran/Saudi tensions are increasing as Iranian-backed Houthis (allegedly) have been hitting Saudi infrastructure with advanced bomb-laden drones
5. US producers remain “disciplined” and are increasing share buybacks and dividends rather than growth capital

The buyer's strike in the energy markets have created the cheapest valuations in my career. Companies are trading at fractions of their liquidation value and at 20%+ free cash flow yields:

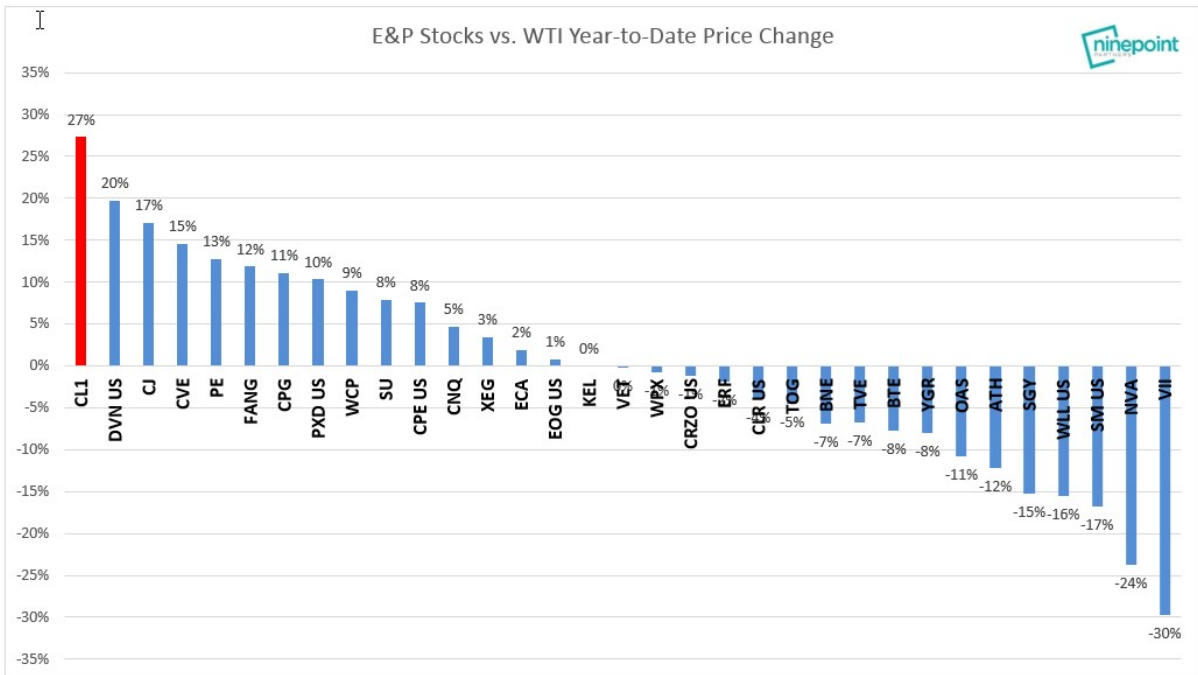


Excludes value for land and seismic

Source: Company Reports, Ninepoint Partners



Source: Bloomberg, Ninepoint Partners



Source: Bloomberg

While we have had this same conversation too many times over the past year valuations have finally fallen to the point where corporates MUST begin to become buyers of their own stock given the above disconnect (we have had modest but growing success on this front). As well, it is inevitable that either PE or better valued larger entities begin to acquire smaller companies given literally billions of free dollars up for grabs. There are many cases today where a company using their

existing free cash flow stream at \$60/bbl could buy back all of their outstanding shares before having to drill any further wells.

Days like today are truly awful and do great damage to investor psychology further alienating the sector due to heightened volatility. In exchange for this level of risk, stocks trade as if they are in a sunset industry (more on this in our next commentary once the fog of war, i.e. the pending birth of my third child wears off). Where else can you literally buy a company whose current trading value is a fraction of their existing cashflow stream?

For energy stocks to work we need:

1. crude volatility to lessen
2. corporates to demonstrate the viability of their business models and strength of their free cash flow through meaningful share buybacks
3. potential M&A such as Oxy/Chevron fighting over Anadarko.

In the mean time companies are harvesting free cash flow and either paying down already strong balance sheets or gearing up for share repurchases.

**Eric**

**NINEPOINT ENERGY FUND - COMPOUNDED RETURNS<sup>1</sup> AS OF JULY 31, 2022 (SERIES F NPP008) | INCEPTION DATE: APRIL 15, 2004**

	1M	YTD	3M	6M	1YR	3YR	5YR	10YR	15YR	I
Fund	6.5%	46.8%	0.8%	19.3%	112.3%	59.4%	22.4%	8.2%	2.8%	
S&P/TSX Capped Energy TR	4.1%	47.8%	-0.6%	25.5%	97.8%	25.8%	9.6%	2.8%	0.4%	

<sup>1</sup> All returns and fund details are a) based on Series F units; b) net of fees; c) annualized if period is greater than one year; d) as at April 30, 2019; e) 2004 annual returns are from 04/15/04 to 12/31/04. The index is 100% S&P/TSX Capped Energy TRI and is computed by Ninepoint Partners LP based on publicly available index information.

**The Fund is generally exposed to the following risks. See the prospectus of the Fund for a description of these risks: concentration risk; credit risk; currency risk; cybersecurity risk; derivatives risk; exchange traded funds risk; foreign investment risk; inflation risk; interest rate risk; liquidity risk; market risk; regulatory risk; securities lending, repurchase and reverse repurchase transactions risk; series risk; short selling risk; small capitalization natural resource company risk; specific issuer risk; tax risk.**

Ninepoint Partners LP is the investment manager to the Ninepoint Funds (collectively, the "Funds"). Commissions, trailing commissions, management fees, performance fees (if any), other charges and expenses all may be associated with mutual fund investments. Please read the prospectus carefully before investing. The indicated rate of return for series F units of the Fund for the period ended April 30, 2019 is based on the historical annual compounded total return including changes in unit value and reinvestment of all distributions and does not take into account sales, redemption, distribution or optional charges or income taxes payable by any unitholder that would have reduced returns. Mutual funds are not guaranteed, their values change frequently and past

performance may not be repeated. The information contained herein does not constitute an offer or solicitation by anyone in the United States or in any other jurisdiction in which such an offer or solicitation is not authorized or to any person to whom it is unlawful to make such an offer or solicitation. Prospective investors who are not resident in Canada should contact their financial advisor to determine whether securities of the Fund may be lawfully sold in their jurisdiction.

The opinions, estimates and projections ("information") contained within this report are solely those of Ninepoint Partners LP and are subject to change without notice. Ninepoint Partners makes every effort to ensure that the information has been derived from sources believed to be reliable and accurate. However, Ninepoint Partners assumes no responsibility for any losses or damages, whether direct or indirect, which arise out of the use of this information. Ninepoint Partners is not under any obligation to update or keep current the information contained herein. The information should not be regarded by recipients as a substitute for the exercise of their own judgment. Please contact your own personal advisor on your particular circumstances. Views expressed regarding a particular company, security, industry or market sector should not be considered an indication of trading intent of any investment funds managed by Ninepoint Partners. Any reference to a particular company is for illustrative purposes only and should not to be considered as investment advice or a recommendation to buy or sell nor should it be considered as an indication of how the portfolio of any investment fund managed by Ninepoint Partners is or will be invested. Ninepoint Partners LP and/or its affiliates may collectively beneficially own/control 1% or more of any class of the equity securities of the issuers mentioned in this report. Ninepoint Partners LP and/or its affiliates may hold short position in any class of the equity securities of the issuers mentioned in this report. During the preceding 12 months, Ninepoint Partners LP and/or its affiliates may have received remuneration other than normal course investment advisory or trade execution services from the issuers mentioned in this report.

Ninepoint Partners LP: Toll Free: 1.866.299.9906. DEALER SERVICES: CIBC Mellon GSSC Record Keeping Services: Toll Free: 1.877.358.0540