



ETF FACTS

Ninepoint Diversified Bond Fund – ETF Series Units

NBND

May 10, 2024

Manager: Ninepoint Partners LP

This document contains key information you should know about Ninepoint Diversified Bond Fund (“Fund”) ETF Series units. You can find more details in the Fund’s simplified prospectus. Ask your representative for a copy, contact Ninepoint Partners LP at 1-866-299-9906 or invest@ninepoint.com, or visit www.ninepoint.com.

Before you invest in any fund, consider how the fund would work with your other investments and your tolerance for risk.

QUICK FACTS			
Date series started:	November 17, 2020	Fund Manager:	Ninepoint Partners LP
Total value of the Fund on March 28, 2024:	\$208.74 million	Portfolio Manager:	Ninepoint Partners LP
Management expense ratio (MER):	1.19%	Distributions:	Monthly and annually in December (if any)
Trading information (12 months ending March 28, 2024)			
Ticker symbol:	NBND	Average daily volume:	435.64
Exchange:	Cboe Canada	Number of days traded:	240
Currency:	Canadian dollars		
Pricing Information (12 months ending March 28, 2024)			
Market price:	16.59-17.87	Average bid-ask spread:	0.78%
Net asset value (NAV):	16.6742-17.7868		

WHAT DOES THE FUND INVEST IN?

The Fund’s investment objectives are to maximize the total return of the Fund and to provide income by primarily investing in debt and debt-like securities of corporate and government issuers from around the world.

The charts below give a snapshot of the Fund’s investments on March 28, 2024. The Fund’s investments will change.

Top 10 Investments (March 28, 2024)

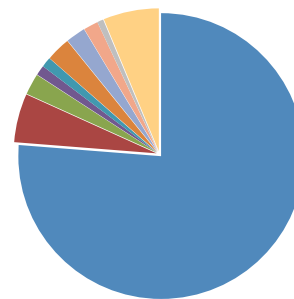
1. iShares iBoxx \$ High Yield Corporate Bond ETF	6.1%*
2. Government of Canada, 1.750%, Dec 1, 2053	5.4%
3. Fairfax India Holdings Corporation, 5.000%, Feb 26, 2028	4.2%
4. TransCanada Trust, 4.650%, May 18, 2077	3.3%
5. Bank of Montreal, 1.928%, Jul 22, 2031	3.3%
6. Athene Global Funding, 1.250%, Apr 9, 2024	3.2%
7. MCAP Commercial L.P., 3.743%, Aug 25, 2025	3.0%
8. Bank of America Corporation, 2.932%, Apr 25, 2025	2.9%
9. Government of Canada, 4.000%, Mar 1, 2029	2.8%*
10. Enbridge Inc., 5.375%, Sep 27, 2077	2.7%

*Short Position

Total Percentage of top 10 investments 19.1%

Total number of investments 81

Investment Mix (March 28, 2024)



Investment Grade Bonds	88.6%
High Yield Bonds	6.4%
Asset-Backed Securities	2.8%
Guaranteed Linked Notes	1.3%
Loans	1.3%
Cash and Other Net Assets	3.2%
Government Bonds	2.6%
Short-Term Investments	1.9%
Options Written	-0.8%
Funds	-7.3%

HOW RISKY IS IT?

The value of the Fund can go down as well as up. You could lose money.


One way to gauge risk is to look at how much a fund’s returns change over time. This is called “volatility.”

In general, funds with higher volatility will have returns that change more over time. They typically have a greater chance of losing money and may have a greater chance of higher returns. Funds with lower volatility tend to have returns that change less over time. They typically have lower returns and may have a lower chance of losing money.

RISK RATING

Ninepoint Partners LP has rated the volatility of this Fund as **low**.

This rating is based on how much the Fund’s returns have changed from year to year. It doesn’t tell you how volatile the Fund will be in the future. The rating can change over time. A fund with a low risk rating can still lose money.



For more information about the risk rating and specific risks that can affect the Fund’s returns, see “What Are the Risks of Investing in the Fund?” section of the Fund’s simplified prospectus.

NO GUARANTEES

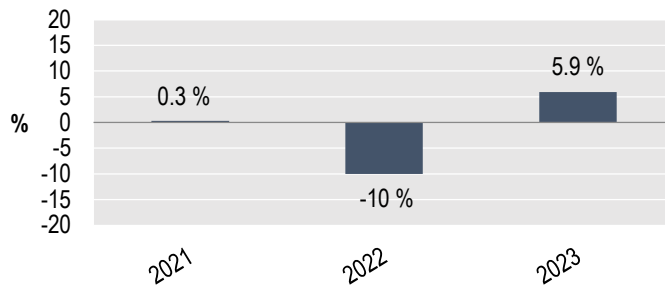
Like most mutual funds, this Fund does not have any guarantees. You may not get back the amount of money you invest.

HOW HAS THE FUND PERFORMED?

This section tells you how the ETF Series units of the Fund have performed in the past 3 calendar years, with returns calculated using the Fund’s net asset value (NAV). Returns are after fund expenses have been deducted. These expenses reduce the Fund’s returns.

Year-by-year returns

This chart shows how the ETF Series units of the Fund performed in the past 3 calendar years. The Fund dropped in value in 1 of the past 3 calendar years. The range of returns and change from year to year and can help you assess how risky the Fund has been in the past. It does not tell you how the Fund will perform in the future.



Best and worst 3-month returns

This table shows the best and worst returns for the ETF Series units of the Fund in a 3-month period over the past 3 calendar years and to March 28, 2024. The best and worst 3-month returns could be higher or lower in the future. Consider how much of a loss you could afford to take in a short period of time.

	Return	3 months ending	If you invested \$1,000 at the beginning of the period
Best return	6.21%	January 31, 2024	Your investment would rise to \$1,062.10.
Worst return	-5.19%	April 29, 2022	Your investment would fall to \$948.13.

Average return

As at March 28, 2024, a person who invested \$1,000 in Series ETF units of the Fund at its inception would now have \$978.56. This works out to an annual compound return of -0.64%.

TRADING ETF SERIES

Exchange-traded series hold a basket of investments, like mutual funds, but trade on exchanges like stocks. Here are a few things to keep in mind when trading exchange-traded series:

Pricing

Exchange-traded series have two sets of prices: market price and net asset value (NAV).

Market price

- Exchange-traded series are bought and sold on exchanges at the market price. The market price can change throughout the trading day. Factors like supply, demand, and changes in the value of a Fund’s investments can effect the market price.
- You can get price quotes any time during the trading day. Quotes have two parts: **bid** and **ask**.
- The bid is the highest price a buyer is willing to pay if you want to sell your exchange-traded units. The ask is the lowest price a seller is willing to accept if you want to buy exchange traded units. The difference between the two is called the “bid-ask spread”.
- In general, a smaller bid-ask spread means the exchange-traded series is more liquid. That means you are more likely to get the price you expect.

Net asset value (NAV)

- Like mutual funds, exchange-traded series have a NAV. It is calculated after the close of each trading day and reflects the value of a Fund’s investments at that point in time.
- NAV is used to calculate financial information for reporting purposes – like the returns shown in this document.

Orders

There are two main options for placing trades: market orders and limit orders. A market order lets you buy or sell exchange-traded units at the current market price. A limit order lets you set the price at which you are willing to buy or sell exchange-traded units.

Timing

In general, market prices of exchange-traded series can be more volatile around the start and end of the trading day. Consider using a limit order or placing a trade at another time during the trading day.

WHO IS THIS FUND FOR?

The Fund is suitable for those investors who seek regular income and the potential for capital growth and who want to share in the opportunities offered by high yielding debt securities issued by companies and countries from around the world. The Fund is suitable for investors with a low tolerance for risk and volatility and a medium to long- term investment horizon.

A WORD ABOUT TAX

In general, you'll have to pay income tax on any money you make on a fund. How much you pay depends on the tax laws where you live, the type of earnings (i.e., income or capital gains), and whether or not you hold the Fund in a registered plan such as a Registered Retirement Savings Plan or a Tax-Free Savings Account.

Keep in mind that if you hold your Fund in a non-registered account, fund distributions are included in your taxable income, whether you get them in cash or have them reinvested.

HOW MUCH DOES IT COST?

This section shows the fees and expenses you could pay to buy, own and sell ETF Series units of the Fund. The fees and expenses – including any commissions – can vary among series of a fund and among funds. Higher commissions can influence representatives to recommend one investment over another. Ask about other series, funds and investments that may be suitable for you at a lower cost.

1. Brokerage commissions

You may have to pay a commission every time you buy and sell ETF Series units of the Fund. Commissions may vary by brokerage firm. Some brokerage firms may offer commission-free funds or require a minimum purchase amount.

2. Fund Expenses

You don't pay these expenses directly. They affect you because they reduce the Fund's returns.
As of December 31, 2023, the Fund's expenses were 1.24% of its value. This equals \$12.40 for every \$1,000 invested.

	Annual Rate (as a % of the Fund's value)
Management expense ratio (MER) This is the total of the Fund's management fee and operating expenses.	1.19%
Trading expense ratio (TER) These are the Fund's trading costs.	0.05%
Fund expenses	1.24%

Trailing commission

The trailing commission is an ongoing commission. It is paid for as long as you own ETF Series units of the Fund. It is for the services and advice that your representative and their firm provide to you. The ETF Series of the Fund doesn't have a trailing commission.

WHAT IF I CHANGE MY MIND?

Under securities law in some provinces and territories, you have the right to cancel your purchase within 48 hours after you receive confirmation of the purchase.

In some provinces and territories, you also have the right to cancel a purchase or, in some jurisdictions, claim damages, if the simplified prospectus, ETF Facts document or financial statements contain a misrepresentation. You must act within the time limit set by the securities law in your province or territory.

For more information, see the securities law of your province or territory or ask a lawyer.

FOR MORE INFORMATION

Contact Ninepoint Partners LP or your representative for a copy of the Fund's simplified prospectus and other disclosure documents. These documents and the ETF Facts make up the Fund's legal documents.

Ninepoint Partners LP
Royal Bank Plaza, South Tower
200 Bay Street, Suite 2700, P.O. Box 27
Toronto, Ontario M5J 2J1

Tel: 416-943-6707
Fax: 416-628-2397
Email: invest@ninepoint.com
Website: www.ninepoint.com
Toll Free: 1 (866) 299-9906