



## FUND FACTS

### Ninepoint Resource Fund Class – Series F Shares

May 10, 2024

Manager: Ninepoint Partners LP

This document contains key information you should know about Ninepoint Resource Fund Class (“Fund”) Series F shares. The Fund is a class of shares of Ninepoint Corporate Fund Inc. You can find more details in the Fund’s simplified prospectus. Ask your representative for a copy, contact Ninepoint Partners LP at 1-866-299-9906 or invest@ninepoint.com, or visit www.ninepoint.com.

**Before you invest in any fund, consider how the fund would work with your other investments and your tolerance for risk.**

#### QUICK FACTS

<b>Fund code:</b>	NPP 967	<b>Fund Manager:</b>	Ninepoint Partners LP
<b>Date series started:</b>	February 1, 2022	<b>Portfolio Manager:</b>	Sprott Asset Management LP
<b>Total value of the Fund on March 28, 2024:</b>	\$32.17 million	<b>Distributions:</b>	Annually in December and February (if any)
<b>Management expense ratio (MER):</b>	2.34%	<b>Minimum Investment:</b>	\$500 initial, \$25 additional

#### WHAT DOES THE FUND INVEST IN?

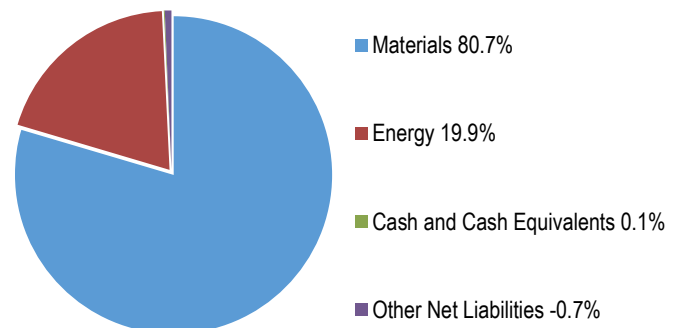
The investment objective of the Fund is to seek to achieve long-term capital growth. The Fund invests primarily in equity and equity-related securities of companies in Canada and around the world that are involved directly or indirectly in the natural resource sector.

The charts below give a snapshot of the Fund’s investments on March 28, 2024. The Fund’s investments will change.

#### Top 10 Investments (March 28, 2024)

1. Thesis Gold Inc.	11.8%
2. Collective Mining Ltd.	9.0%
3. EV Nickel Inc.	5.7%
4. Asante Gold Corp.	5.2%
5. White Gold Corp.	5.1%
6. Sitka Gold Corp.	4.8%
7. Troilus Gold Corp.	4.8%
8. Tudor Gold Corp.	4.2%
9. Denison Mines Corp.	4.1%
10. CanAlaska Uranium Ltd.	3.6%
<b>Total Percentage of top 10 investments</b>	<b>58.3%</b>
<b>Total number of investments</b>	<b>102</b>

#### Investment Mix (March 28, 2024)



#### HOW RISKY IS IT?

The value of the Fund can go down as well as up. You could lose money.

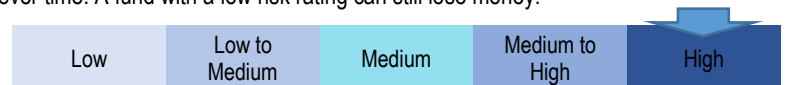
One way to gauge risk is to look at how much a fund’s returns change over time. This is called “volatility.”

In general, funds with higher volatility will have returns that change more over time. They typically have a greater chance of losing money and may have a greater chance of higher returns. Funds with lower volatility tend to have returns that change less over time. They typically have lower returns and may have a lower chance of losing money.

#### RISK RATING

Ninepoint Partners LP has rated the risk rating of the Fund as **high**.

This rating is based on how much the Fund’s returns have changed from year to year. It doesn’t tell you how volatile the Fund will be in the future. The rating can change over time. A fund with a low risk rating can still lose money.



For more information about the risk rating and specific risks that can affect the Fund’s returns, see the “What are the risks of investing in the Fund?” section of the Fund’s simplified prospectus.

#### NO GUARANTEES

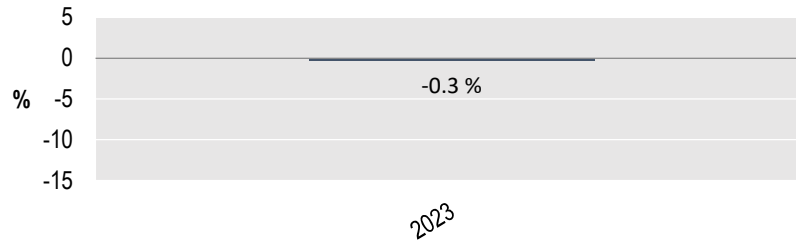
Like most mutual funds, this Fund does not have any guarantees. You may not get back the amount of money you invest.

## HOW HAS THE FUND PERFORMED?

This section tells you how Series F shares of the Fund have performed since inception. Returns are after fund expenses have been deducted. These expenses reduce the Fund's returns.

### Year-by-year returns

This chart shows how Series F shares of the Fund performed in the past calendar year. The Fund dropped in value in the past calendar year. The range of returns and change from year to year can help you assess how risky the Fund has been in the past. It does not tell you how the Fund will perform in the future.



### Best and worst 3-month returns

This table shows the best and worst returns for Series F shares of the Fund in a 3-month period over the past calendar year and to March 28, 2024. The best and worst 3-month returns could be higher or lower in the future. Consider how much of a loss you could afford to take in a short period of time.

	Return	3 months ending	If you invested \$1,000 at the beginning of the period
<b>Best return</b>	5.69%	August 31, 2023	Your investment would rise to \$1,056.95.
<b>Worst return</b>	-10.23%	February 29, 2024	Your investment would fall to \$897.68.

### Average return

As at March 28, 2024, a person who invested \$1,000 in Series F shares of the Fund at its inception would now have \$656.81. This works out to an annual compound return of -17.87%.

## WHO IS THIS FUND FOR?

The Fund is suitable for investors seeking long-term capital growth with a high tolerance for risk and volatility. Investors should be comfortable with high investment risk and a long-term time horizon.

**!** Don't buy this Fund if you need a steady source of income from your investments.

## A WORD ABOUT TAX

In general, you'll have to pay income tax on any money you make on a fund. How much you pay depends on the tax laws where you live, the type of earnings (i.e., income or capital gains), and whether or not you hold the Fund in a registered plan such as a Registered Retirement Savings Plan or a Tax-Free Savings Account.

Keep in mind that if you hold your Fund in a non-registered account, fund distributions are included in your taxable income, whether you get them in cash or have them reinvested.

## HOW MUCH DOES IT COST?

The following tables show the fees and expenses you could pay to buy, own and sell Series F shares of the Fund. The fees and expenses – including any commissions – can vary among series of a fund and among funds. Higher commissions can influence representatives to recommend one investment over another. Ask about other series, funds and investments that may be suitable for you at a lower cost.

### 1. Sales Charges

There are no sales charges or commissions payable to your representative's firm for Series F shares of the Fund.

### 2. Fund Expenses

You don't pay these expenses directly. They affect you because they reduce the Fund's returns.

As of December 31, 2023, the Fund's expenses were 2.75% of its value. This equals \$27.50 for every \$1,000 invested.

	Annual Rate (as a % of the Fund's value)
<b>Management expense ratio (MER)</b> This is the total of the Fund's management fee, incentive fee and operating expenses.	2.34%
<b>Trading expense ratio (TER)</b> These are the Fund's trading costs.	0.41%
<b>Fund expenses</b>	2.75%

**More about the trailing commission**

There is no trailing commission payable to your representative’s firm by Ninepoint Partners LP in respect of Series F shares of the Fund.

**3. Incentive Fee**

The Fund pays Ninepoint Partners LP annually an incentive fee equal to 10% of the amount by which the return of the series exceeds the return of the blended benchmark index, multiplied by the net asset value of the series. The blended benchmark index return is 50% - S&P/TSX Capped Materials Total Return Index and 50% - S&P/TSX Capped Energy Total Return Index. If the performance of the series in any year is less than the performance of the blended benchmark index (the “Deficiency”), then no incentive fee will be payable in any subsequent year until the performance of the series, on a cumulative basis, has exceeded the amount of the Deficiency.

**4. Other Fees**

You may have to pay other fees when you buy, hold, sell or switch shares of the Fund.

FEE	WHAT YOU PAY
<b>Fee-Based Account</b>	Series F shares of the Fund are only available to investors who have a fee-based account with their representative’s firm and whose representative’s firm has signed an agreement with Ninepoint Partners LP. You pay a fee to your representative’s firm for investment advice and other services.
<b>Switch Fee / Conversion Fee</b>	A fee of 0-2% of the value of the shares you wish to switch or reclassify may be charged by your representative’s firm, as negotiated with your representative.
<b>Short-Term Trading Fee</b>	Ninepoint Partners LP may impose a short-term trading fee payable by the shareholder to the Fund of up to 1.5% of the aggregate net asset value of the shares redeemed if such shares are redeemed within 20 days of purchase or switch. For purposes of this short-term trading fee, shares will be considered to be redeemed on a first-in first-out basis. If Ninepoint Partners LP detects excessive trading of the shareholder’s shares in the Fund within 90 days of purchasing or switching them, it reserves the right to charge an additional 3.0% of the net asset value of the shares.
<b>Registered Tax Plan Fees</b>	No fee is charged to open, close or administer a registered tax plan administered by Ninepoint Partners LP. However, for other registered tax plans holding other investments in addition to securities of a Ninepoint mutual fund, an annual trustee fee may apply payable to the administrator of the plan.

**WHAT IF I CHANGE MY MIND?**

Under securities law in some provinces and territories, you have the right to

- withdraw from an agreement to buy mutual funds within two business days after you receive a simplified prospectus or Fund Facts document, or
- cancel your purchase within 48 hours after you receive confirmation of the purchase.

In some provinces and territories, you also have the right to cancel a purchase, or in some jurisdictions, claim damages, if the simplified prospectus, Fund Facts document or financial statements contain a misrepresentation. You must act within the time limit set by the securities legislation in your province or territory.

For more information, see the securities law of your province or territory or ask a lawyer.

**FOR MORE INFORMATION**

Contact Ninepoint Partners LP or your representative for a copy of the Fund’s simplified prospectus and other disclosure documents. These documents and the Fund Facts make up the Fund’s legal documents.

Ninepoint Partners LP  
 Royal Bank Plaza, South Tower  
 200 Bay Street, Suite 2700, P.O. Box 27  
 Toronto, Ontario M5J 2J1

Tel: 416-943-6707  
 Fax: 416-628-2397  
 Email: invest@ninepoint.com  
 Website: www.ninepoint.com  
 Toll Free: 1 (866) 299-9906

To learn more about investing in mutual funds, see the brochure **Understanding mutual funds**, which is available on the website of the Canadian Securities Administrators at [www.securities-administrators.ca](http://www.securities-administrators.ca).