


Ninepoint Diversified Bond Class

Series F Performance as of November 30, 2018

INVESTMENT TEAM



Mark Wisniewski
Partner, Senior Portfolio Manager



Etienne Bordeleau-Labrecque, MBA, CFA
Vice President, Associate Portfolio Manager



Chris Cockeram, MBA, CFA
Vice President, Associate Portfolio Manager

Morningstar Rating™†



FUND OBJECTIVE

The Fund aims to provide income. It seeks a similar return to its underlying fund, Ninepoint Diversified Bond Fund, by investing substantially all of its assets in securities of that fund. The underlying fund invests primarily in debt and debt-like securities of corporate and government issuers from around the world.

FUND DETAILS

Fund Type	Global Fixed Income
Inception Date	October 17, 2011
Registered Tax Plan Status	Eligible
Management Fee	Series A: 1.65% Series F: 0.75% Series T: 1.65% Series FT: 0.75%
Performance Fee	None
Minimum Initial Investment	\$1,000
Minimum Subsequent Investment	\$25
Minimum Investment Term	20 days (1.5% penalty)
Redemptions	Daily
Valuations	Daily

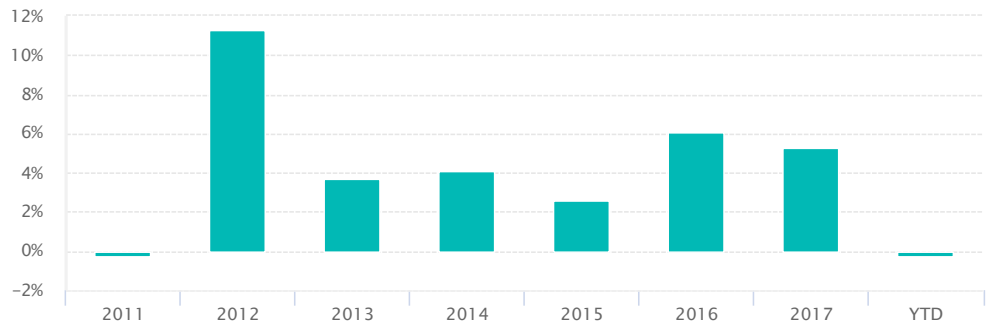
FUND CODES

Series A	NPP200
Series A (LL)	NPP237
Series F	NPP221
Series FT	NPP227
Series T (LL)	NPP239
Series P (FE)	NPP263
Series PF	NPP265
Series PFT	NPP266
Series PT (FE)	NPP264
Series Q (FE)	NPP267
Series QF	NPP269
Series QFT	NPP270
Series QT (FE)	NPP268
Series T	NPP224

WHY INVEST IN NINEPOINT DIVERSIFIED BOND CLASS

- Target return of 4-6% at individual investment level, net of fees, with low duration.
- Focus on active risk management, low volatility and capital preservation.
- Flexibility to invest across the capital structure, with an emphasis on North American firms.
- Experienced management team with proven track record.
- Tax advantaged corporate class.

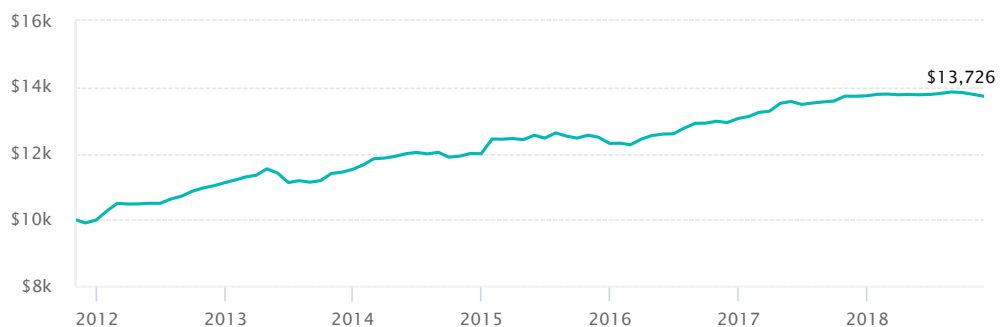
CALENDAR YEAR RETURNS¹



COMPOUNDED RETURNS¹

	1M	YTD	3M	6M	1YR	3YR	5YR	INCEPTION
Fund	-0.4%	-0.1%	-0.9%	-0.3%	0.0%	3.2%	3.7%	4.6%

GROWTH OF \$10,000 INVESTED¹



TOP TEN HOLDINGS³

ISSUER NAME	WEIGHT
BMO CAPITAL TRUST II 10.221% 12/31/2107	2.8%
TD CAPITAL TRUST III 7.243% 12/31/2049	2.8%
GIBSON ENERGY INC 5.375% 07/15/2022	1.9%
HOME TRUST CO 3.4% 12/10/2018	1.8%
MANULIFE FINANCIAL CAPITAL TRUST II 7.405% 12/31/2108	1.7%
CANADIAN NATURAL RESOURCES LTD 2.6% 12/03/2019	1.7%
BANK OF MONTREAL 3.32% 06/01/2026	1.6%
TRANSCONTINENTAL INC. 3.897% 05/13/2019	1.5%
ISHARES IBOXX INVESTMENT GRADE CORPORATE BOND FUND	1.4%
SHAW COMMUNICATIONS INC. 5.65% 10/01/2019	1.4%

SECTOR ALLOCATION³

Corporates	90.6%
Securitized	3.9%
Equity Preferred	3.4%
Equity	1.4%
Cash	0.7%
Derivatives	0.1%

STATISTICAL ANALYSIS²

STATISTICS	FUND
Cumulative Return	37.3%
Sharpe Ratio	1.22
Standard Deviation	3.1%
Total Down Months	23
Total Positive Months	61

GEOGRAPHIC ALLOCATION³

Canada	87.9%
United States	8.2%
United Kingdom	2.6%
Switzerland	0.7%

PORTFOLIO CHARACTERISTICS

Duration (Years)	3.1
Yield to Maturity	4.4%
Portfolio Yield	4.4%
Average Credit Rating	BBB
A	20.1%
AA	2.1%
AAA	0.3%
B	7.5%
BB	8.0%
BBB	57.1%
Other	6.3%

Ninepoint Diversified Bond Class



www.ninepoint.com

© 2018 Morningstar Research Inc. All rights reserved. The information contained herein: (1) is proprietary to Morningstar and/or its content providers; (2) may not be copied or distributed; and (3) is not warranted to be accurate, complete, or timely. Neither Morningstar nor its content providers are responsible for any damages or losses arising from any use of this information. Past performance is no guarantee of future results. Overall rating out of 209 Global Fixed Income funds as of November 30, 2018.

¹ All returns and fund details are a) based on Series F units; b) net of fees; c) annualized if period is greater than one year; d) as at November 30, 2018; e) 2010 annual returns are from 08/05/10 to 12/31/10.

² Where applicable, all figures are annualized and based on monthly returns since inception. Risk-free rate and minimum acceptable rate calculated using rolling 90-day CDN T-bill rate. The rate of return or mathematical table shown is used only to illustrate the effects of the compound growth rate and is not intended to reflect future values of the mutual fund or returns on investment in the mutual fund.

³ Top ten holdings, sector allocation and geographic allocation as at November 30, 2018. Top ten holdings based on % of net asset value. Sector allocation based on % of net asset value. Geographic allocation based on % of net asset value and excludes cash. Numbers may not add up due to rounding. Cash and cash equivalents include nonportfolio assets and/or liabilities.

The Fund is generally exposed to the following risks. See the prospectus of the Fund for a description of these risks: capital depletion risk (Series T, Series FT, Series PT, Series PFT, Series QT, and Series QFT units only); concentration risk; credit risk; currency risk; derivatives risk; exchange traded funds risk; foreign investment risk; inflation risk; interest rate risk; liquidity risk; regulatory risk; securities lending, repurchase and reverse repurchase transactions risk; series risk; short selling risk; substantial unitholder risk; tax risk.

Ninepoint Partners LP is the investment manager to the Ninepoint Funds (collectively, the "Funds"). Commissions, trailing commissions, management fees, performance fees (if any), and other expenses all may be associated with investing in the Funds. Please read the prospectus carefully before investing. The indicated rate of return for series F units of the Fund for the period ended November 30, 2018 is based on the historical annual compounded total return including changes in unit value and reinvestment of all distributions and does not take into account sales, redemption, distribution or optional charges or income taxes payable by any unitholder that would have reduced returns. Mutual funds are not guaranteed, their values change frequently and past performance may not be repeated. The information contained herein does not constitute an offer or solicitation by anyone in the United States or in any other jurisdiction in which such an offer or solicitation is not authorized or to any person to whom it is unlawful to make such an offer or solicitation. Prospective investors who are not resident in Canada should contact their financial advisor to determine whether securities of the Fund may be lawfully sold in their jurisdiction.

Ninepoint Partners LP: Toll Free: 1.866.299.9906. DEALER SERVICES: RBC Investor & Treasury Services: Tel: 416.955.5885; Toll Free: 1.877.874.0899.<